


# LOG CABIN BUILDING PLAN

## WEEKEND RETREAT

20' x 16' | 320 sq ft



DIFFICULTY

Beginner

EST. TIME

2-3 weeks

EST. COST

\$8,000 - \$15,000

PAGES

33

A cozy single-room cabin perfect for weekend getaways.

### FULL PLAN INCLUDES:

- ' 25 Step-by-Step Construction Instructions
- ' Detailed Diagrams for Every Step
- ' Complete Materials & Tool Lists
- ' Log Preparation Guide
- ' Final Inspection Checklist

[logcabinweb.com/cabin-plans](http://logcabinweb.com/cabin-plans)





These plans are guidelines only. Always comply with local building codes and obtain proper permits.

## WHAT'S IN THE FULL 33-PAGE PLAN:

Cover Page !• IN THIS PREVIEW	p. 1
Table of Contents !• IN THIS PREVIEW	p. 2
Cabin Overview & Floor Plan !• IN THIS PREVIEW	p. 3
Complete Materials List (full plan only)	p. 4
Tool Checklist (full plan only)	p. 5
Log Preparation Guide (full plan only)	p. 6
PHASE 1: Site Preparation (Steps 1-2) (full plan only)	p. 7
PHASE 2: Foundation (Steps 3-5) !• IN THIS PREVIEW	p. 9
PHASE 3: Floor System (Steps 6-7) (full plan only)	p. 12
PHASE 4: Log Walls — First Course (Steps 8-10) !• IN THIS PREVIEW	p. 14
PHASE 5: Log Walls — Building Up (Steps 11-15) (full plan only)	p. 17
PHASE 6: Roof Framing (Steps 16-19) (full plan only)	p. 22
PHASE 7: Exterior Finishing (Steps 20-22) (full plan only)	p. 26
PHASE 8: Interior & Systems (Steps 23-25) (full plan only)	p. 29
Final Inspection Checklist (full plan only)	p. 32
Builder's Notes (Blank) (full plan only)	p. 33

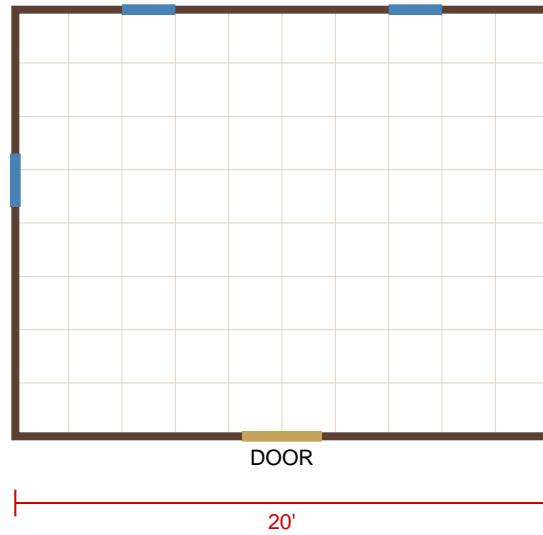
This preview contains 7 of 33 pages. Get the complete plan with all 25 construction steps, diagrams, materials lists, and checklists at [logcabinweb.com/cabin-plans](http://logcabinweb.com/cabin-plans)





## FLOOR PLAN

These plans are guidelines only. Always comply with local building codes and obtain proper permits.



## SPECIFICATIONS

Dimensions	20' x 16'
Square Footage	320 sq ft
Bedrooms	0
Bathrooms	0
Log Diameter	8"
Logs Required	68
Log Lengths	16'-20'
Foundation Type	Concrete pier
Roof Pitch	8/12
Difficulty	Beginner
Estimated Time	2-3 weeks
Estimated Cost	\$8,000 - \$15,000






3

### Dig Foundation Holes/Trenches

Dig pier holes at each corner and every 6' along the walls. Each hole: 12" diameter x 36" deep (below frost line).




#### TOOLS NEEDED FOR THIS STEP:

- %<sup>a</sup> Post hole digger or auger
- %<sup>a</sup> Shovel
- %<sup>a</sup> Measuring tape
- %<sup>a</sup> Level

#### CAUTION

Foundation must extend below your local frost line. Check with your building department.

PREVIEW



Step 3 of 25 — 12% complete

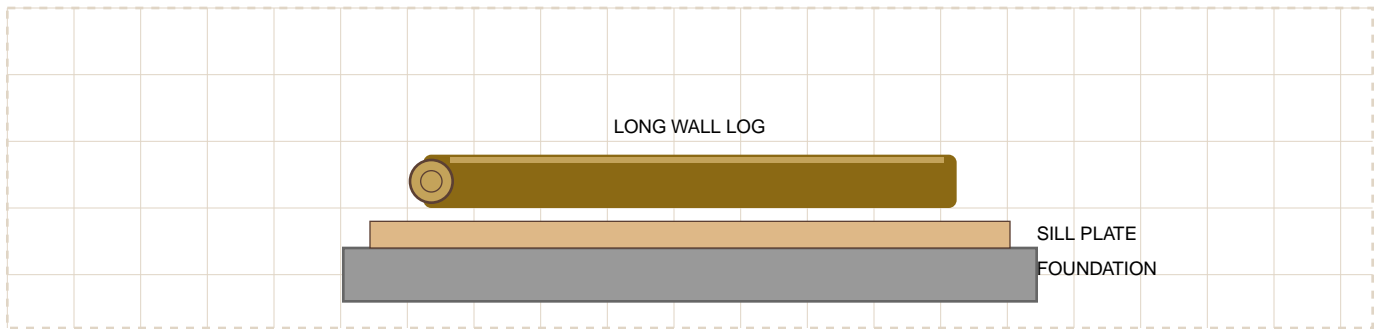




## 9

## Place First Course — Long Walls

Place the two long wall sill logs (20' each). Center on sill plate. The logs should extend past the corner by one log diameter on each end (for corner notching). Drill through log into sill plate and secure with 12" timber screws or through-bolts.



## TOOLS NEEDED FOR THIS STEP:

- %<sup>a</sup> Come-along/winch
- %<sup>a</sup> Log lifter
- %<sup>a</sup> Drill with long bit
- %<sup>a</sup> Level
- %<sup>a</sup> Measuring tape

FREE  
PREVIEW

Step 9 of 25 — 36% complete





These plans are guidelines only. Always comply with local building codes and obtain proper permits.

## You just saw 2 of 25 construction steps.

The full plan includes all of these phases:

Phase 1: Site Preparation	2 steps
Phase 2: Foundation	3 steps
Phase 3: Floor System	2 steps
Phase 4: First Log Course	3 steps
Phase 5: Building Up Walls	5 steps
Phase 6: Roof Framing	4 steps
Phase 7: Exterior Finishing	3 steps
Phase 8: Interior & Systems	3 steps

### PLUS:

- ' Complete materials list with quantities
- ' Full tool checklist
- ' Log preparation guide
- ' Detailed diagrams for EVERY step
- ' Final inspection checklist
- ' Builder's notes page

# GET THE FULL PLAN

Weekend Retreat — 20' x 16'

33 Pages | 25 Step-by-Step Instructions | Detailed Diagrams

ONLY  
\$29<sup>.99</sup>

Visit:

[logcabinweb.com/cabin-plans](http://logcabinweb.com/cabin-plans)

- ' Instant PDF download after purchase
- ' Print as many copies as you need
- ' Step-by-step like building LEGOs
- ' Complete materials & tool lists included
- ' Works on any device — phone, tablet, computer

100%  
SATISFACTION  
GUARANTEE

[logcabinweb.com](http://logcabinweb.com)