

LOG CABIN BUILDING PLAN

GRAND CABIN — TWO STORY

44' x 36' | 1584 sq ft



DIFFICULTY Expert	EST. TIME 12-16 weeks	EST. COST \$150,000 - \$250,000	PAGES 33
----------------------	--------------------------	------------------------------------	-------------

A grand two-story log home.

FULL PLAN INCLUDES:

- ' 25 Step-by-Step Construction Instructions
- ' Detailed Diagrams for Every Step
- ' Complete Materials & Tool Lists
- ' Log Preparation Guide
- ' Final Inspection Checklist

logcabinweb.com/cabin-plans

These plans are guidelines only. Always comply with local building codes and obtain proper permits.

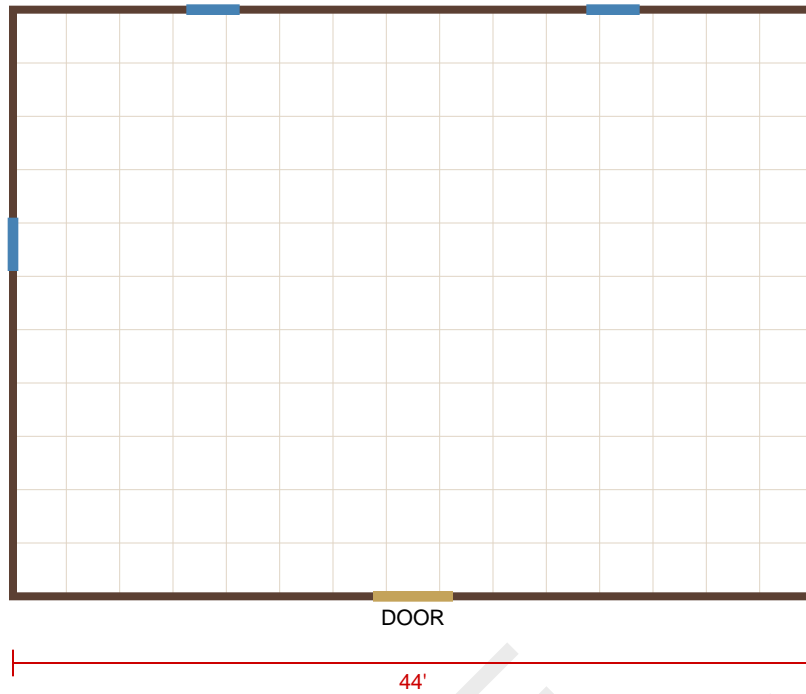
WHAT'S IN THE FULL 33-PAGE PLAN:

Cover Page !• IN THIS PREVIEW	p. 1
Table of Contents !• IN THIS PREVIEW	p. 2
Cabin Overview & Floor Plan !• IN THIS PREVIEW	p. 3
Complete Materials List (full plan only)	p. 4
Tool Checklist (full plan only)	p. 5
Log Preparation Guide (full plan only)	p. 6
PHASE 1: Site Preparation (Steps 1-2) (full plan only)	p. 7
PHASE 2: Foundation (Steps 3-5) !• IN THIS PREVIEW	p. 9
PHASE 3: Floor System (Steps 6-7) (full plan only)	p. 12
PHASE 4: Log Walls — First Course (Steps 8-10) !• IN THIS PREVIEW	p. 14
PHASE 5: Log Walls — Building Up (Steps 11-15) (full plan only)	p. 17
PHASE 6: Roof Framing (Steps 16-19) (full plan only)	p. 22
PHASE 7: Exterior Finishing (Steps 20-22) (full plan only)	p. 26
PHASE 8: Interior & Systems (Steps 23-25) (full plan only)	p. 29
Final Inspection Checklist (full plan only)	p. 32
Builder's Notes (Blank) (full plan only)	p. 33

This preview contains 7 of 33 pages. Get the complete plan with all 25 construction steps, diagrams, materials lists, and checklists at logcabinweb.com/cabin-plans

FLOOR PLAN

These plans are guidelines only. Always comply with local building codes and obtain proper permits.




SPECIFICATIONS

Dimensions	44' x 36'
Square Footage	3168 sq ft
Bedrooms	4
Bathrooms	3
Log Diameter	14"
Logs Required	280
Log Lengths	36'-44'
Foundation Type	Full basement
Roof Pitch	10/12
Difficulty	Expert
Estimated Time	12-16 weeks
Estimated Cost	\$150,000 - \$250,000

3 Dig Foundation Holes/Trenches

Dig continuous footer trenches 12" wide x 36" deep (below frost line) along all wall lines.



TOOLS NEEDED FOR THIS STEP:

- %^a Post hole digger or auger
- %^a Shovel
- %^a Measuring tape
- %^a Level

CAUTION

Foundation must extend below your local frost line. Check with your building department.

PREVIEW

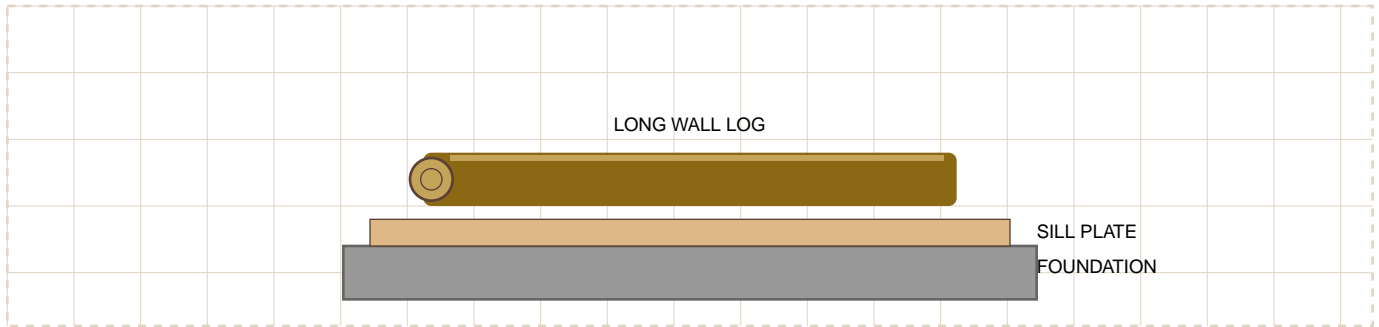


Step 3 of 25 — 12% complete

9

Place First Course — Long Walls

Place the two long wall sill logs (44' each). Center on sill plate. The logs should extend past the corner by one log diameter on each end (for corner notching). Drill through log into sill plate and secure with 12" timber screws or through-bolts.



TOOLS NEEDED FOR THIS STEP:

- %^a Come-along/winch
- %^a Log lifter
- %^a Drill with long bit
- %^a Level
- %^a Measuring tape

FREE PREVIEW

Step 9 of 25 — 36% complete

These plans are guidelines only. Always comply with local building codes and obtain proper permits.

You just saw 2 of 25 construction steps.

The full plan includes all of these phases:

Phase 1: Site Preparation	2 steps
Phase 2: Foundation	3 steps
Phase 3: Floor System	2 steps
Phase 4: First Log Course	3 steps
Phase 5: Building Up Walls	5 steps
Phase 6: Roof Framing	4 steps
Phase 7: Exterior Finishing	3 steps
Phase 8: Interior & Systems	3 steps

PLUS:

- ' Complete materials list with quantities
- ' Full tool checklist
- ' Log preparation guide
- ' Detailed diagrams for EVERY step
- ' Final inspection checklist
- ' Builder's notes page

GET THE FULL PLAN

Grand Cabin — Two Story — 44' x 36'

33 Pages | 25 Step-by-Step Instructions | Detailed Diagrams

ONLY
\$29^{.99}

Visit:

logcabinweb.com/cabin-plans

- ' Instant PDF download after purchase
- ' Print as many copies as you need
- ' Step-by-step like building LEGOs
- ' Complete materials & tool lists included
- ' Works on any device — phone, tablet, computer

100%
SATISFACTION
GUARANTEE

logcabinweb.com